

Lesson 1 Vocabulary

1  2.1-2.2 Listen and say. Then listen and number.



catch



climb



jump



kick



ride a bike



sing



swim



throw 1

2  Look at the picture. Find the actions in Activity 1.

3  Which actions use balls? Which actions can animals do?

4  2.3 Sing and act out. **Be a star!** 

Look at me!

Look at me!

I'm happy!

So kick a little bit.

Climb a little bit.

Then jump up and down

And sing this song.

Look at me!

I'm happy!

So throw a little bit.

Catch a little bit.

Look at me!

I'm happy!

So ride a little bit.

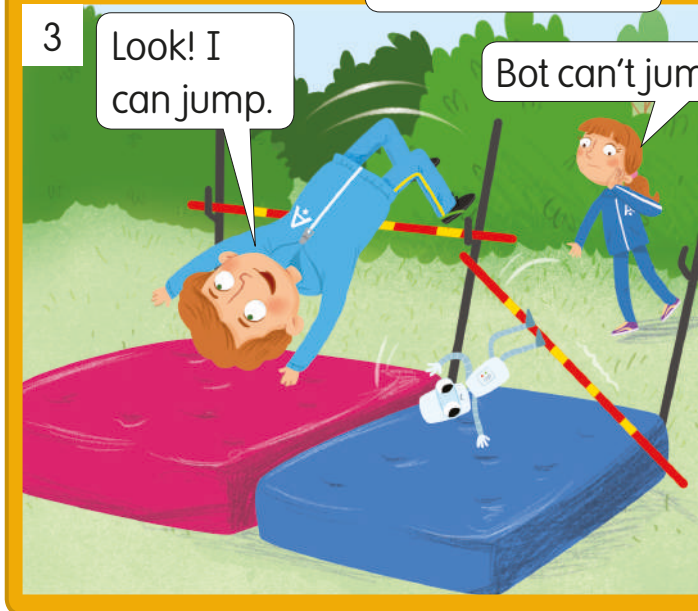

Swim a little bit.



Lesson 2 Grammar time



1 Listen and read. Can Bot sing?



2 Read and tick (✓) or cross (x). Listen again and check.

- | | |
|---|--|
| 1 Tom and Alex can kick a ball. <input checked="" type="checkbox"/> | 4 Anna can catch. <input type="checkbox"/> |
| 2 Sara can't throw. <input type="checkbox"/> | 5 Tom can jump. <input type="checkbox"/> |
| 3 Bot can catch. <input type="checkbox"/> | 6 Bot can't sing. <input type="checkbox"/> |

3 Work in groups. Act out the story. Be a star! ★

Lesson 3 Grammar focus

1 2.5 Look and read.

Graphic

Grammar

can / can't for ability

I can swim .

I can't swim .

He can climb .

She can't climb .

We can sing .

They can't sing .

can't → cannot

2 Look, circle and write *can* or *can't*.

1 They can climb / catch.

2 She _____ kick / jump.

3 He _____ sing / swim.

4 They _____ ride a bike / throw a ball.

5 He _____ kick / catch.

6 She _____ sing / climb.



3 What can you do? Tell your friends. **Be a star!**



I can swim.

I can't swim. I can sing.



Lesson 4 Reading

1  2.6 Look at the photos. What can they do?
Read and check.

catch climb ride swim throw

2 Read and write *can* or *can't*.

1 Pablo can swim.

4 John _____ jump.

2 Tim _____ ride.

5 Kirsty _____ catch
a ball.

3 Masha _____ hear.



hear



run



see



walk



horse

The kids can do it!

Kids can do amazing things.
Read about these fantastic kids.



Pablo

This is Pablo. He's from Mexico.
He can't walk, but he can swim.
He's very good.



Kirsty

This is Kirsty. She's from Great Britain.
She can't walk, but she can catch a
ball. Nice catch, Kirsty!

Masha

Look at Masha! She's from Russia. She can't hear, but she can climb. She isn't scared!



John

This is John. He can't run and he can't jump, but he can throw a ball. Wow! Nice throw!



Tim

This is Tim. He's from Great Britain. He can't see, but he can ride a horse. Tim is happy.

3  **Think about the children. What do you think? Circle.** **Be a star!** 

- | | | | |
|----------------------------|-----|----|----------|
| 1 Pablo can't run. | yes | no | not sure |
| 2 Kirsty can throw a ball. | yes | no | not sure |
| 3 Masha can see. | yes | no | not sure |
| 4 John can catch a ball. | yes | no | not sure |
| 5 Tim can ride a bike. | yes | no | not sure |

Lesson 5 Sounds and letters


1  2.7 Listen and say. Complete.



jump



run



sun

2  2.8 Listen and say the chant.

Fun! Fun! Fun!

Let's have fun with Mum!

We can jump and run

In the sun with Mum.

Fun! Fun! Fun!



3  2.9 Match the words with **u**. Listen, check and say. **Be a star!** 

1 run

2 jump

3 pen

4 frog

u

5 sun

7 rubber

6 cat

8 mum

Learning to learn

If you can't read a word, here are some ideas to help.

Say the first sounds in the word.

h-a-p ...

Try to guess the word.



Lesson 6 Language in use

1 2.10 Listen and say.



Can you see **the sun**?

No, I can't.

Can you see **a spider**?

Yes, I can.

Can you see **a bird**?

No, I can't.

Can you hear **the wind**?

Yes, I can.

2 Work in pairs. Ask and answer.

Student A

a horse	a flower	a cat	a dog
x	✓	✓	x

Student B

a fox	a worm	a frog	a baby
✓	x	x	✓

Student A Can you see **a horse**?


Student B No, I can't.

3 Now it's your turn. Ask and answer in pairs. **Be a star!**


Can you see a pen? Yes, I can.



Lesson 7 Listening and speaking

1  2.11 Look at the pictures in Activity 2. Can you make the sounds? Listen and check.

2  2.11 Listen again and match the groups to the actions.



1 Red group


2 Blue group

3 Green group




3  2.11  Work in groups. Listen again and follow the patterns.

4  2.12  Listen and say.

 Can you ride a horse?

 Yes, I can.

 That's great!

 Can you kick a ball?

 Yes, I can. Look!

 That's fantastic!



5  Ask and answer about different activities. **Be a star!** 



 **Values**

We are all good at different things.
What's your talent?

Lesson 8 Writing

1 Read and point.

Use **and** to join two ideas: Lee can swim. He can ride a bike.
Lee can swim **and** ride a bike.

2 Rewrite the sentences with *and*.

1 Lee can throw. He can catch a ball.

Lee can throw and catch a ball.

2 He can run. He can jump.

3 He can swim. He can ride a horse.

4 He can clap. He can sing.



3 Look and complete. Use *and* to join your ideas. Be a star! ★



Hi Jill,
How are you? This is my new friend.
Her name is Kate.
She can _____ and _____.
She _____.
She _____.
Bye,
Clare



The King of the Forest

1  2.13 Look at the story. What animals can you see?



4

'Can you run fast?' asks Fox.
'Yes, I can,' says Tiger.
Fox and Tiger can run fast.

5

The rabbits can see Tiger.
'You can't catch us,' say the rabbits.
'Look!' says Fox. 'The rabbits are
scared of me!'

6

Now, the goats can see Tiger.
'You can't catch us,' say the goats.
'Look!' says Fox. 'The goats are
scared of me!'

7

Now, the monkeys can see Tiger.
'You can't catch us,' say the monkeys.
'Look!' says Fox. 'The monkeys are scared of me!'

8

'You are the King of
the Forest!' says Tiger.
'Now I can't eat you!'

Reading time 2 Activities

1 Read the story again. Circle the animals.

1 He's hot and hungry.

Tiger / Fox

2 He isn't scared.

Tiger / Fox

3 He's funny.

Tiger / Fox

4 He can run fast.

Tiger / Fox

5 He's the King of the Forest.

Tiger / Fox

2 Think and answer.

1 Are the animals scared of Fox?

2 Are the animals scared of Tiger?

3 Who is your favourite character? Why?




3 Choose your favourite part of the story. Draw and write. **Be a star!**

Blank writing area with horizontal lines for drawing and writing.

4 Now watch the video.



Think about it!

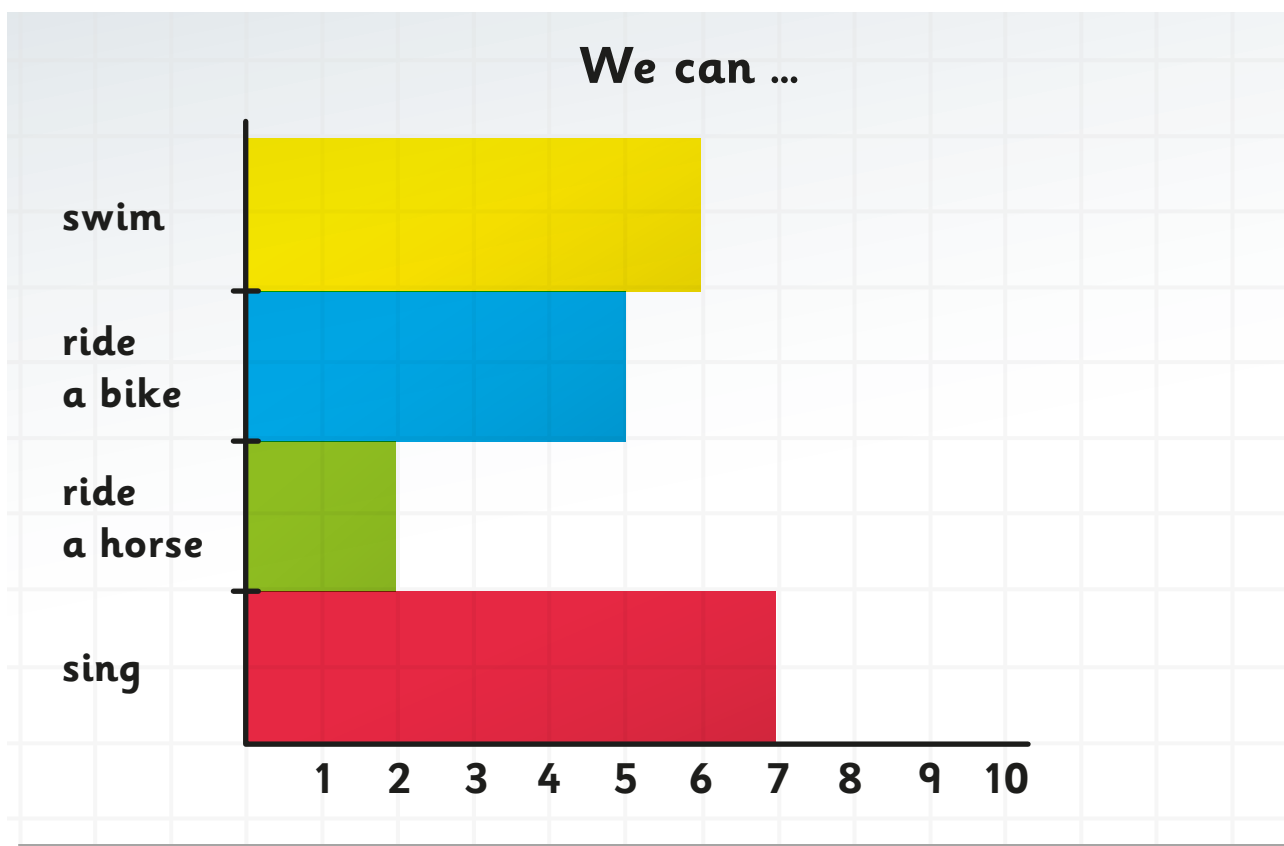


Make
a

GRAPH



1 Look at the graph. What does it show?



2 Look again. Find and complete.

- 1 Six children can swim.
- 2 _____ children can ride a bike.
- 3 _____ children can ride a horse.
- 4 _____ children can sing.

3 Work in small groups. Write four questions. Ask, answer and tick (✓).

Can you swim? ✓✓

Can you ride a bike? ✓✓✓

4 Make a group graph. Show the class.